

Equities

31 July 2024

Share Class

[1] Institutional Investors

Fund Objective

The objective of the Fund is to generate capital growth over long term through investment in global equity securities.

Investment Strategy

The investment policy of the Fund is to build a concentrated portfolio of 30-40 securities by evaluating an investee company's climate positioning and transition plan while screening out securities based on an assessment of their adherence to certain ESG criteria as defined by the Investment Manager.

The performance of the Fund will be measured against the MSCI All Country World Index.

Benchmark

MSCI ACWI Index

Structure

Investment Company

UCITS Compliant**Domicile**

Luxembourg

Fund Facts

ISIN	LU2778288121
NAV	10.52 USD as of 31 July 2024
Currency	USD
Net Assets(millions)	10.52 USD as of 31 July 2024
Inception Date	23 April 2024
SFDR Fund Classification	SFDR - Article 8
Investment Style	Active
Zone	Global
Settlement	Redemption Settlement Cycle, DD+2; Subscription Settlement Cycle, DD+2
Notification Deadline	DD-1 11:00AM CET time
Valuation	Daily market close
Swing Factor¹	
Subscription	0.05%
Redemption	0.03%
Minimum Initial Investment	USD 3,000,000.00
Minimum Subsequent Investment	USD 1,000.00
Management Fees	N/A
Actual TER	N/A
Charge	Subscription Redemption
Paid to the fund	N/A Up to 2%

¹ Indicative as at the date of this factsheet and is subject to change

Performance of the fund is not shown as the inception date of the fund is less than 12 months.

Investing involves risk including the risk of loss of capital.**Fund Characteristics**

	Fund	Benchmark
Weighted Av. Market Cap (m)	US\$397,079	US\$562,495
Av. Price/Book	4.54	2.95
Price/Earnings (Forward 1yr)	25.20	18.69
Weighted Harmonic Av. Price/Cash flow	19.73	12.33
Dividend Yield (%)	1.14	1.89
Number of Holdings*	31	2,757

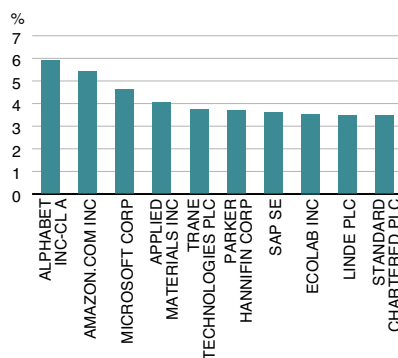
Ratios

	3 Years
Standard Deviation (%)	-
Tracking Error (%)	-
Beta	-

* Number of Holdings quoted for the Fund may include Cash related items.

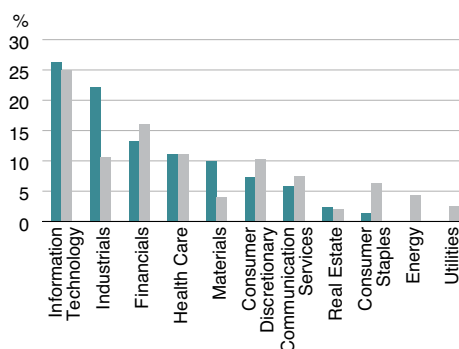
Top 10 Holdings

	Weight (%)
ALPHABET INC-CL A	5.91
AMAZON.COM INC	5.43
MICROSOFT CORP	4.62
APPLIED MATERIALS INC	4.06
TRANE TECHNOLOGIES PLC	3.72
PARKER HANNIFIN CORP	3.70
SAP SE	3.60
ECOLAB INC	3.54
LINDE PLC	3.48
STANDARD CHARTERED PLC	3.48



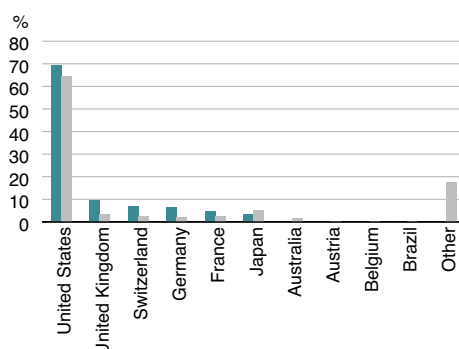
Sector Allocation

	Fund (%)	Benchmark (%)
Information Technology	26.35	24.91
Industrials	22.18	10.58
Financials	13.27	16.12
Health Care	11.12	11.08
Materials	9.96	4.04
Consumer Discretionary	7.32	10.34
Communication Services	5.91	7.56
Real Estate	2.46	2.14
Consumer Staples	1.44	6.27
Energy	-	4.36
Utilities	-	2.61
Total	100.00	100.00



Country Allocation

	Fund (%)	Benchmark (%)
United States	69.41	64.50
United Kingdom	9.33	3.43
Switzerland	6.88	2.24
Germany	6.35	1.95
France	4.73	2.54
Japan	3.30	5.31
Australia	0.00	1.68
Austria	0.00	0.04
Belgium	0.00	0.23
Brazil	0.00	0.44
Other	0.00	17.64
Total	100.00	100.00



For More Information

Visit our website at [ssga.com](https://www.ssga.com) or contact your representative State Street Global Advisors' office.

SSGA Belgium

+32 (0) 2 663 2016

SSGA France

+33 (0) 1 44 45 40 48

SSGA Germany

+49 (0) 89 55878 999

SSGA Ireland

+353 (87) 469 8361

SSGA Italy

+39 02 3206 6121

SSGA Middle East & Africa

+971 2 245 9000

SSGA Netherlands

+31 (0) 20 718 1701

SSGA Switzerland

+41 (0) 44 245 7099

SSGA United Kingdom

+44 (0) 20 3395 2333

Source: SSGA.

Characteristics, holdings, country allocations and sectors shown are as of the date indicated at the top of this factsheet and are subject to change. Within Country Allocation, 'Other' denotes the consolidation of any countries which are not already included in the Fund's top 10.

PLEASE NOTE THAT FULL DETAILS OF UNDERLYING FUND HOLDINGS CAN BE FOUND ON WWW.SSGA.COM

Marketing Communication – General Access. Professional Clients Only.

This material is for your private information. The information provided does not constitute investment advice as such term is defined under the Markets in Financial Instruments Directive (2014/65/EU) or applicable Swiss regulation and it should not be relied on as such. There is no representation or warranty as to the accuracy of the information and State Street shall have no liability for decisions based on such information.

Please refer to the Fund's latest Key Information Document (KID)/Key Investor Information Document (KIID) and Prospectus before making any final investment decision.

The latest English version of the prospectus and the KID/KIID can be found at www.ssga.com. A summary of investor rights can be found here: <https://www.ssga.com/library-content/products/fund-docs/summary-of-investor-rights/ssga-investors-rights-summary-template-non-etf-Lux.pdf> Note that the Management Company may decide to terminate the arrangements made for marketing and proceed with de-notification in compliance with Article 93a of Directive 2009/65/EC.

This communication is directed at professional clients (this includes Eligible Counterparties) who are deemed both Knowledgeable and Experienced in matters relating to investments.

The information contained in this communication is not a research recommendation or 'investment research' and is classified as a 'Marketing Communication' in accordance with the Markets in Financial Instruments Directive (2014/65/EU) or applicable Swiss regulation. This means that this marketing communication (a) has not been prepared in accordance with legal requirements designed to promote the independence of investment research (b) is not subject to any prohibition on dealing ahead of the dissemination of investment research.

The whole or any part of this work may not be reproduced, copied or transmitted or any of its contents disclosed to third parties without SSGA's express written consent.

The returns on a portfolio of securities which exclude companies that do not meet the portfolio's specified Sustainable Investment criteria may trail the returns on a portfolio of securities which include such companies. A portfolio's Sustainable Investment criteria may result in the portfolio investing in industry sectors or securities which underperform the market as a whole.

The trademarks and service marks referenced herein are the property of their respective owners. Third party data providers make no warranties or representations of any kind relating to the accuracy, completeness or timeliness of the data and have no liability for damages of any kind relating to the use of such data.