

**Share Class**

[S20]

**Fund Objective**

The investment objective of the Sub-Fund is to seek to track, as closely as reasonably practicable, the performance of the FTSE EMU Government Bond (5+ years) Index.

**Benchmark**

FTSE EMU Government Bond (5+ years) Index

**Structure**

Trust

**Domicile**

Ireland

**Fund Facts**

<b>ISIN</b>	IE00BFB48343	
<b>NAV</b>	1.77 EUR as of 30 September 2020	
<b>Currency</b>	EUR	
<b>Net Assets (millions)</b>	209.29 EUR as of 30 September 2020	
<b>Inception Date</b>	15 October 2002	
<b>Investment Style</b>	Index	
<b>Zone</b>	Economic Monetary Union/ Eurozone	
<b>Settlement</b>	Redemption Settlement Cycle, DD+2; Subscription Settlement Cycle, DD+2	
<b>Notification Deadline</b>	AVD 10AM Irish Time	
<b>Minimum Initial Investment</b>	EUR .00	
<b>Minimum Subsequent Investment</b>	EUR .00	
<b>Management Fees<sup>1</sup></b>	0.2%	
<b>Actual TER</b>	0.23% as of 28 February 2020	
<b>Charge</b>	<b>Subscription</b>	<b>Redemption</b>
<b>Due to the fund</b>	N/A	N/A
<b>Paid to third parties</b>	N/A	N/A

1 Members of Defined Contribution (DC) or Additional Voluntary Contribution schemes should refer to their plan documentation to confirm the fees applicable for their plan.

**Performance**

Annualised	Benchmark	Fund Gross	Difference	Fund Net	Difference
1 Year (%)	1.18	1.23	0.05	1.00	-0.18
3 Year (%)	6.08	6.11	0.03	5.86	-0.22
5 Year (%)	4.53	4.55	0.01	4.31	-0.22
10 Year (%)	-	-	-	-	-

**Cumulative**

1 Month (%)	2.08	2.08	0.00	2.06	-0.02
3 Month (%)	2.42	2.44	0.02	2.38	-0.04
1 Year (%)	1.18	1.23	0.05	1.00	-0.18
3 Year (%)	19.36	19.46	0.10	18.63	-0.73
5 Year (%)	24.83	24.91	0.08	23.51	-1.32
10 Year (%)	-	-	-	-	-

**Calendar**

2020 (year to date)	5.69	5.73	0.04	5.55	-0.14
2019	10.23	10.25	0.02	10.00	-0.23
2018	1.47	1.48	0.01	1.24	-0.23
2017	0.37	0.39	0.02	0.15	-0.22
2016	4.66	4.80	0.14	4.59	-0.07
2015	2.04	1.86	-0.18	1.65	-0.38

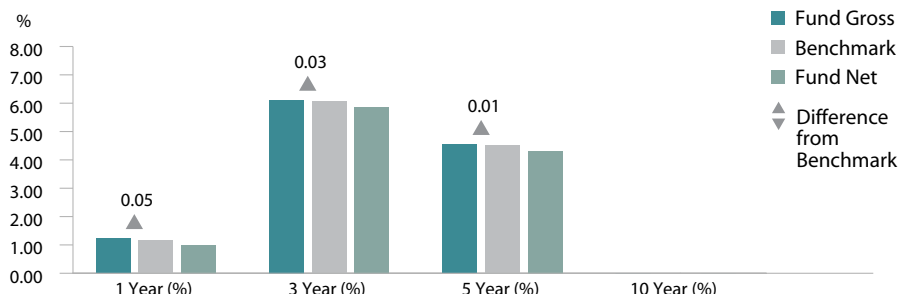
Source: SSGA.

**Investing involves risk including the risk of loss of principal.**
**Past performance is not a guarantee of future results**

Fund and benchmark performance currency displayed in EUR.

Since January 2017, the gross performance figures contained herein are gross of the management fee and other expenses. Prior to this date, the gross performance figures are gross of the management fee only.

Performance returns for periods of less than one year are not annualised. The performance includes the reinvestment of dividends and other corporate earnings and is calculated in the stated currency. Index returns reflect capital gains and losses, income, and the reinvestment of dividends.

**Annualised Performance**


Source: SSGA.

**Fund Characteristics**

	Fund	Benchmark
Average Coupon (%)	2.77	2.71
Average Maturity (Years)	14.18	14.14
Average Yield To Worst (%)	0.09	0.09
Current Yield (%)	2.03	2.00
Effective Convexity	2.20	2.19
Effective Duration	11.83	11.83
Yield to Maturity (%)	0.09	0.09
Option Adjusted Spread (bps)	56.23	56.17
Number of Issues	207	205

Source: SSGA.

**Warning: Past performance is not a reliable guide to future performance.**
**Warning: This product may be affected by changes in currency exchange rates.**
**Warning: Risk Warnings/Important Information: This document should be read in conjunction with the Fund Prospectus and Fund Supplement which contains more information regarding the fees, expenses and risks involved in your investment.**

Country Allocation	Fund (%)	Benchmark (%)
France	26.98	26.99
Italy	21.27	21.28
Germany	17.46	17.47
Spain	15.13	15.15
Belgium	6.97	6.98
Netherlands	4.79	4.79
Austria	3.89	3.88
Ireland	2.09	2.11
Finland	1.36	1.36
European Union	0.05	-
United States	0.00	-
<b>Total</b>	<b>100.00</b>	<b>100.00</b>

Sector Allocation	Fund (%)	Benchmark (%)
Treasury	99.95	100.00
Cash	0.05	-
<b>Total</b>	<b>100.00</b>	<b>100.00</b>

Source: SSGA.

**For More Information**

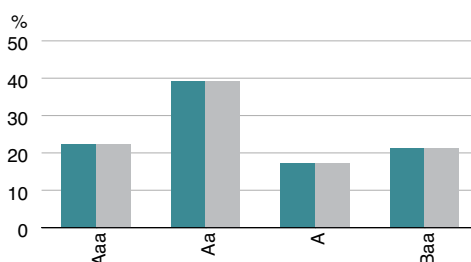
Visit our website [www.ssga.com](http://www.ssga.com) or contact your representative SSGA office.

**SSGA Ireland**

+353 (1) 776 3188 / +353 (1) 776 3029

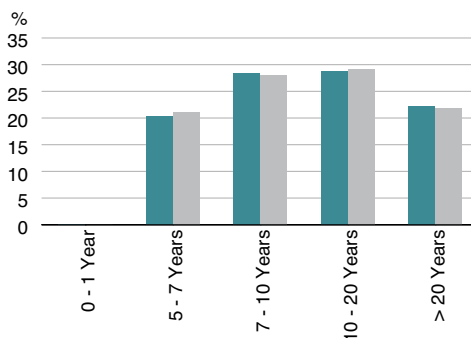
Source: SSGA.

Credit Rating Exposure Allocation	Fund (%)	Benchmark (%)
Aaa	22.30	22.26
Aa	39.21	39.21
A	17.22	17.26
Baa	21.27	21.28
<b>Total</b>	<b>100.00</b>	<b>100.00</b>



Source: SSGA.

Maturity Allocation	Fund (%)	Benchmark (%)
0 - 1 Year	0.05	-
5 - 7 Years	20.42	21.01
7 - 10 Years	28.44	27.98
10 - 20 Years	28.81	29.09
> 20 Years	22.28	21.92
<b>Total</b>	<b>100.00</b>	<b>100.00</b>



Source: SSGA.

Characteristics, holdings, allocations and sectors shown are as of the date indicated and are subject to change.

**Warning: If you invest in this product you may lose some or all of the money you invest.**

**Warning: The value of your investment may go down as well as up.**

Please note that full details of underlying fund holdings can now be found on [www.ssga.com](http://www.ssga.com)

**Marketing Communication**

**This material is for your private information.**

Ireland: State Street Global Advisors Ireland Limited is regulated by the Central Bank of Ireland. Registered office address 78 Sir John Rogerson's Quay, Dublin 2. Registered number 145221. T: +353 (0)1 776 3000. F: +353 (0)1 776 3300. Web: [ssga.com](http://ssga.com)

The State Street Ireland Unit Trust was authorised by the Central Bank of Ireland as unit trust pursuant to the Unit Trusts Act, 1990 and the European Communities (Alternative Investment Fund Managers Directive) Regulations 2013 (as amended) as a Retail Investor Alternative Investment Fund on 30 June 2015. **This document should be read in conjunction with its Prospectus and Supplement. All transactions should be based on the latest available Prospectus and Supplement which contain more information regarding the charges, expenses and risks involved in your investment.** Prospective investors may obtain these reports free of charge from State Street Global Advisors Ireland Limited, 78 Sir John Rogerson's Quay, Dublin 2. T: +353 (0)1 776 3000. F: +353 (0)1 776 3300. Web: [ssga.com](http://ssga.com)

The information provided does not constitute investment advice as such term is defined under the Markets in Financial Instruments Directive (2014/65/EU) and it should not be relied on as such. It should not be considered a solicitation to buy or an offer to sell any investment. It does not take into account any investor's or potential investor's particular investment objectives, strategies, tax status, risk appetite or investment horizon. If you require investment advice you should consult your tax and financial or other professional advisor. All material has been obtained from sources believed to be reliable. There is no representation or warranty as to the accuracy of the information and State Street shall have no liability for decisions based on such information.

**The information contained in this communication is not a research recommendation or 'investment research' and is classified as a 'Marketing Communication' in accordance with the Markets in Financial Instruments Directive (2014/65/EU). This means that this marketing communication (a) has not been prepared in accordance with legal requirements designed to promote the independence of investment research (b) is not subject to any prohibition on dealing ahead of the dissemination of investment research.**

The whole or any part of this work may not be reproduced, copied or transmitted or any of its contents disclosed to third parties without SSGA's express written consent. The trademarks and service marks referenced herein are the property of their respective owners. Third party data providers make no warranties or representations of any kind relating to the accuracy, completeness or timeliness of the data and have no liability for damages of any kind relating to the use of such data.

Citi's Fixed Income Indices have rebranded to FTSE Fixed Income following their acquisition by the London Stock Exchange Group earlier in 2018.