

Share Class

[Gross]

Fund Objective

The investment objective of the Fund is to seek to track, as closely as reasonably practicable, the performance of the Index (as defined above).

Benchmark

40% Bloomberg Global Treasury Germany 20+ Bond Index; 40% Bloomberg Global Treasury France 20+ Bond Index; and 20% Bloomberg Capital Global Treasury Netherlands 20+ Bond Index

Structure

Trust

Domicile

Ireland

Fund Facts

ISIN	IE00BDT8R157	
NAV	1.15 EUR as of 28 June 2024	
Currency	EUR	
Net Assets (millions)	236.00 EUR as of 28 June 2024	
Inception Date	06 February 2012	
Investment Style	Index	
Zone	Economic Monetary Union/ Eurozone	
Settlement	Redemption Settlement Cycle, DD+2; Subscription Settlement Cycle, DD+2	
Notification Deadline	AVD 10AM Irish Time	
Minimum Initial Investment	EUR 0.00	
Minimum Subsequent Investment	EUR 0.00	
Management Fees¹	0%	
Actual TER	0.03% as of 29 February 2024	
Charge	Subscription	Redemption
Due to the fund	N/A	N/A
Paid to third parties	N/A	N/A

¹ Members of Defined Contribution (DC) or Additional Voluntary Contribution schemes should refer to their plan documentation to confirm the fees applicable for their plan.

Performance

Annualised	Benchmark	Fund Gross	Difference	Fund Net	Difference
1 Year (%)	-4.08	-4.06	0.02	-4.09	-0.01
3 Year (%)	-15.17	-15.15	0.02	-15.17	0.00
5 Year (%)	-9.22	-9.20	0.02	-9.23	-0.01
10 Year (%)	-0.44	-0.44	0.00	-0.47	-0.02

Cumulative

1 Month (%)	0.07	0.08	0.01	0.08	0.01
3 Month (%)	-5.34	-5.34	0.00	-5.34	0.00
1 Year (%)	-4.08	-4.06	0.02	-4.09	-0.01
3 Year (%)	-38.95	-38.91	0.04	-38.96	-0.01
5 Year (%)	-38.35	-38.30	0.05	-38.38	-0.03
10 Year (%)	-4.36	-4.34	0.02	-4.56	-0.19

Calendar

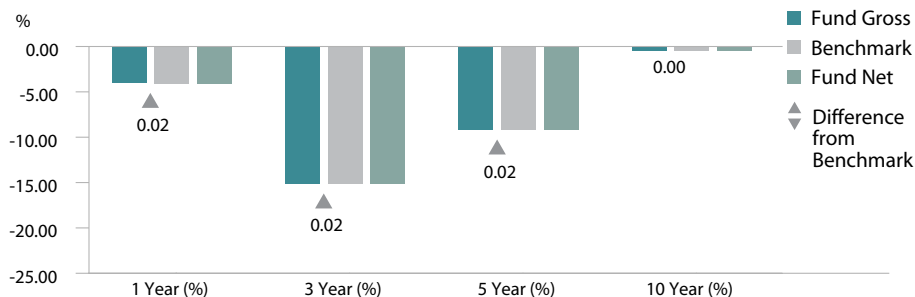
2024 (year to date)	-8.25	-8.24	0.01	-8.25	0.00
2023	8.43	8.43	0.01	8.40	-0.02
2022	-39.54	-39.50	0.05	-39.51	0.03
2021	-8.29	-8.33	-0.04	-8.36	-0.06
2020	12.47	12.48	0.00	12.44	-0.03
2019	13.89	13.91	0.03	13.88	-0.01

Source: SSGA.

Investing involves risk including the risk of loss of principal.**Past performance is not a guarantee of future results**

Fund and benchmark performance currency displayed in EUR.

Since January 2017, the gross performance figures contained herein are gross of the management fee and other expenses. Prior to this date, the gross performance figures are gross of the management fee only. Performance returns for periods of less than one year are not annualised. The performance includes the reinvestment of dividends and other corporate earnings and is calculated in the stated currency. Index returns reflect capital gains and losses, income, and the reinvestment of dividends.

Annualised Performance

Source: SSGA.

Fund Characteristics

	Fund	Benchmark
Average Coupon (%)	2.05	2.05
Average Maturity (Years)	26.72	26.72
Average Yield To Worst (%)	3.08	3.08
Current Yield (%)	2.32	2.32
Effective Convexity	5.01	5.00
Effective Duration	20.07	20.08
Yield to Maturity (%)	3.08	3.08
Option Adjusted Spread (bps)	43.79	43.84
Number of Issues	28	24

Source: SSGA.

Warning: Past performance is not a reliable guide to future performance.

Warning: Risk Warnings/Important Information: This document should be read in conjunction with its Prospectus and Supplement. All transactions should be based on the latest available Prospectus and Supplement which contain more information regarding the charges, expenses and risks involved in your investment.

Country Allocation	Fund (%)	Benchmark (%)
France	40.00	40.00
Germany	39.96	40.00
Netherlands	19.97	20.00
European Union	0.08	-
Total	100.00	100.00

Sector Allocation	Fund (%)	Benchmark (%)
Treasury	99.92	100.00
Cash	0.08	-
Total	100.00	100.00

For More Information

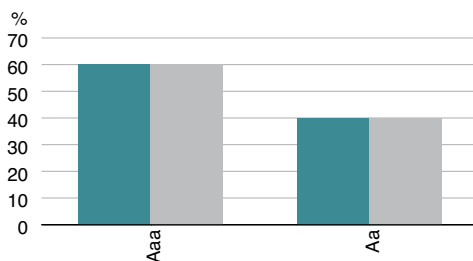
Visit our website at ssga.com/cash or contact your representative State Street Global Advisors' office.

SSGA Ireland

+353 (87) 469 8361

Source: SSGA.

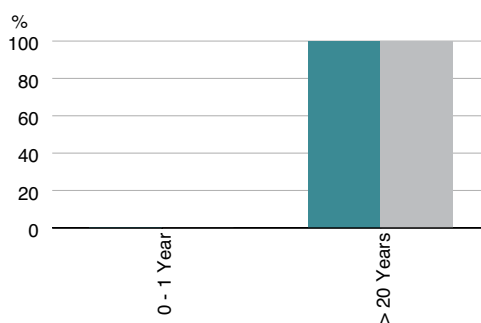
Credit Rating Exposure Allocation	Fund (%)	Benchmark (%)
Aaa	60.00	60.00
Aa	40.00	40.00
Total	100.00	100.00



Source: SSGA.

Credit quality rating is based on an average of Moody's, S&P, and Fitch.

Maturity Allocation	Fund (%)	Benchmark (%)
0 - 1 Year	0.08	-
> 20 Years	99.92	100.00
Total	100.00	100.00



Source: SSGA.

Characteristics, holdings, allocations and sectors shown are as of the date indicated and are subject to change.

Warning: If you invest in this product you may lose some or all of the money you invest.

Warning: The value of your investment may go down as well as up.

Please note that full details of underlying fund holdings can now be found on www.ssga.com

Marketing Communication

This material is for your private information.

Ireland: State Street Global Advisors Europe Limited is regulated by the Central Bank of Ireland. Registered office address 78 Sir John Rogerson's Quay, Dublin 2. Registered Number: 49934. T: +353 (0)1 776 3000. F: +353 (0)1 776 3300.

The State Street Ireland Unit Trust was authorised by the Central Bank of Ireland as unit trust pursuant to the Unit Trusts Act, 1990 and the European Communities (Alternative Investment Fund Managers Directive) Regulations 2013 (as amended) as a Retail Investor Alternative Investment Fund on 30 June 2015. **This document should be read in conjunction with its Prospectus and Supplement. All transactions should be based on the latest available Prospectus and Supplement which contain more information regarding the charges, expenses and risks involved in your investment.** Prospective investors may obtain these reports free of charge from State Street Global Advisors Europe Limited, 78 Sir John Rogerson's Quay, Dublin 2. T: +353 (0)1 776 3000. F: +353 (0)1 776 3300. Web: ssga.com

The information provided does not constitute investment advice as such term is defined under the Markets in Financial Instruments Directive (2014/65/EU) and it should not be relied on as such. It should not be considered a solicitation to buy or an offer to sell any investment. It does not take into account any investor's or potential investor's particular investment objectives, strategies, tax status, risk appetite or investment horizon. If you require investment advice you should consult your tax and financial or other professional advisor. All information is from SSGA unless otherwise noted and has been obtained from sources believed to be reliable, but its accuracy is not guaranteed. There is no representation or warranty as to the current accuracy, reliability or completeness of, nor liability for, decisions based on such information and it should not be relied on as such. Diversification does not ensure a profit or guarantee against loss. This communication is directed at professional clients (this includes eligible counterparties as defined by the (Appropriate EU Regulator) who are deemed both knowledgeable and experienced in matters relating to investments. The products and services to which this communication relates are only available to such persons and persons of any other description (including retail clients) should not rely on this communication. **The information contained in this communication is not a research recommendation or 'investment research' and is classified as a 'Marketing Communication' in accordance with the Markets in Financial Instruments Directive (2014/65/EU). This means that this marketing communication (a) has not been prepared in accordance with legal requirements designed to promote the independence of investment research (b) is not subject to any prohibition on dealing ahead of the dissemination of investment research.**

The whole or any part of this work may not be reproduced, copied or transmitted or any of its contents disclosed to third parties without SSGA's express written consent.

The trademarks and service marks referenced herein are the property of their respective owners. Third party data providers make no warranties or representations of any kind relating to the accuracy, completeness or timeliness of the data and have no liability for damages of any kind relating to the use of such data.

BLOOMBERG®, a trademark and service mark of Bloomberg Finance L.P. and its affiliates, and BARCLAYS®, a trademark and service mark of Barclays Bank Plc, have each been licensed for use in connection with the listing of the Bloomberg/Barclays Indices.