

Share Class

[S17]

Fund Objective

The investment objective of the Fund is to seek to track, as closely as reasonably practicable, the performance of the FTSE Developed Index (adjusted for irrecoverable dividend withholding tax, 75% Hedged EUR) (the "Index") on a rolling three year basis.

Benchmark

FTSE Developed Index (adjusted for irrecoverable dividend withholding tax, 75% Hedged EUR)

Structure

Trust

Domicile

Ireland

Fund Facts

ISIN	IE00BDT8QW97	
NAV	4.07 EUR as of 28 June 2024	
Currency	EUR	
Net Assets (millions)	575.00 EUR as of 28 June 2024	
Inception Date	22 September 2011	
Investment Style	Index	
Zone	Global	
Settlement	Redemption Settlement Cycle, DD+2; Subscription Settlement Cycle, DD+2	
Notification Deadline	AVD-1 10AM Irish Time	
Minimum Initial Investment	EUR 0.00	
Minimum Subsequent Investment	EUR 0.00	
Management Fees¹	0.17%	
Actual TER	0.22% as of 29 February 2024	
Charge	Subscription	Redemption
Due to the fund	N/A	N/A
Paid to third parties	N/A	N/A

1 Members of Defined Contribution (DC) or Additional Voluntary Contribution schemes should refer to their plan documentation to confirm the fees applicable for their plan.

Warning: Past performance is not a reliable guide to future performance.

Warning: This product may be affected by changes in currency exchange rates.

Warning: Risk Warnings/Important Information: This document should be read in conjunction with its Prospectus and Supplement. All transactions should be based on the latest available Prospectus and Supplement which contain more information regarding the charges, expenses and risks involved in your investment.

Performance

Annualised	Benchmark	Fund Gross	Difference	Fund Net	Difference
1 Year (%)	20.28	20.56	0.28	20.29	0.01
3 Year (%)	7.50	7.75	0.25	7.52	0.02
5 Year (%)	11.34	11.62	0.29	11.38	0.05
10 Year (%)	9.58	9.80	0.22	9.58	-0.01

Cumulative

1 Month (%)	2.55	2.59	0.03	2.57	0.02
3 Month (%)	2.87	2.94	0.07	2.88	0.01
1 Year (%)	20.28	20.56	0.28	20.29	0.01
3 Year (%)	24.24	25.12	0.88	24.30	0.06
5 Year (%)	71.13	73.34	2.21	71.48	0.35
10 Year (%)	149.72	154.71	5.00	149.60	-0.12

Calendar

2024 (year to date)	13.29	13.42	0.13	13.30	0.01
2023	20.60	20.99	0.39	20.72	0.12
2022	-16.34	-16.18	0.16	-16.36	-0.02
2021	24.45	24.65	0.20	24.39	-0.06
2020	10.56	10.96	0.40	10.73	0.16
2019	25.61	26.07	0.45	25.80	0.19

Source: SSGA.

Investing involves risk including the risk of loss of principal.

Past performance is not a guarantee of future results

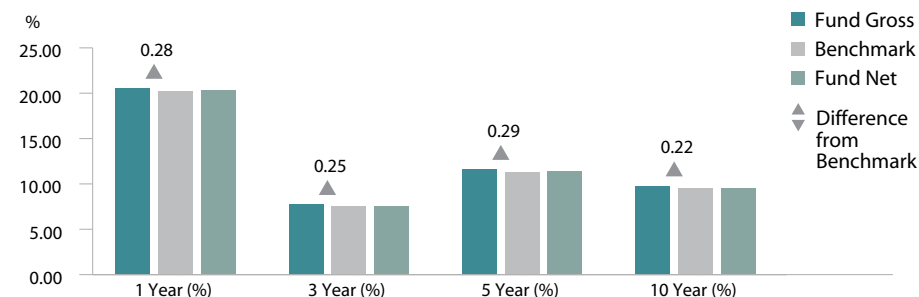
Fund and benchmark performance currency displayed in EUR.

Since January 2017, the gross performance figures contained herein are gross of the management fee and other expenses. Prior to this date, the gross performance figures are gross of the management fee only.

Performance returns for periods of less than one year are not annualised. The performance includes the reinvestment of dividends and other corporate earnings and is calculated in the stated currency. Index returns reflect capital gains and losses, income, and the reinvestment of dividends.

Please note that the performance figures contained herein are since 30 November 2011.

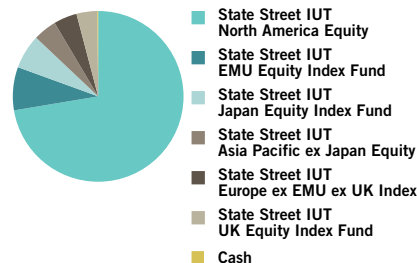
Annualised Performance



Source: SSGA.

Asset Allocation

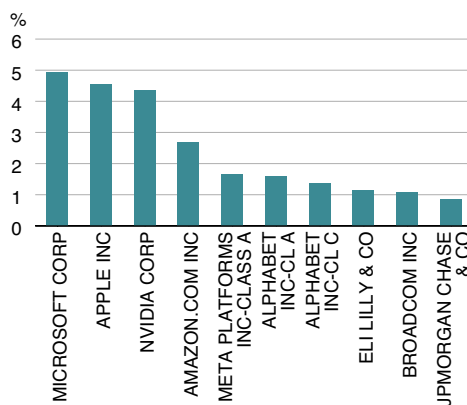
	Fund (%)
State Street IUT North America Equity	72.37
State Street IUT EMU Equity Index Fund	8.18
State Street IUT Japan Equity Index Fund	6.50
State Street IUT Asia Pacific ex Japan Equity	4.44
State Street IUT Europe ex EMU ex UK Index	4.41
State Street IUT UK Equity Index Fund	3.93
Cash	0.17
Total	100.00



Source: SSGA.

Top 10 Holdings

	Weight (%)
MICROSOFT CORP	4.94
APPLE INC	4.55
NVIDIA CORP	4.36
AMAZON.COM INC	2.67
META PLATFORMS INC-CLASS A	1.64
ALPHABET INC-CL A	1.58
ALPHABET INC-CL C	1.35
ELI LILLY & CO	1.14
BROADCOM INC	1.07
JPMORGAN CHASE & CO	0.86



Source: SSGA.

For More Information

Visit our website at ssga.com/cash or contact your representative State Street Global Advisors' office.

SSGA Ireland

+353 (87) 469 8361

Characteristics, holdings, allocations and sectors shown are as of the date indicated and are subject to change.

Warning: If you invest in this product you may lose some or all of the money you invest.

Warning: The value of your investment may go down as well as up.

Please note that full details of underlying fund holdings can now be found on www.ssga.com

Marketing Communication

This material is for your private information.

Ireland: State Street Global Advisors Europe Limited is regulated by the Central Bank of Ireland. Registered office address 78 Sir John Rogerson's Quay, Dublin 2. Registered Number: 49934. T: +353 (0)1 776 3000. F: +353 (0)1 776 3300.

The State Street Ireland Unit Trust was authorised by the Central Bank of Ireland as unit trust pursuant to the Unit Trusts Act, 1990 and the European Communities (Alternative Investment Fund Managers Directive) Regulations 2013 (as amended) as a Retail Investor Alternative Investment Fund on 30 June 2015. **This document should be read in conjunction with its Prospectus and Supplement. All transactions should be based on the latest available Prospectus and Supplement which contain more information regarding the charges, expenses and risks involved in your investment.** Prospective investors may obtain these reports free of charge from State Street Global Advisors Europe Limited, 78 Sir John Rogerson's Quay, Dublin 2. T: +353 (0)1 776 3000. F: +353 (0)1 776 3300. Web: ssga.com

The information provided does not constitute investment advice as such term is defined under the Markets in Financial Instruments Directive (2014/65/EU) and it should not be relied on as such. It should not be considered a solicitation to buy or an offer to sell any investment. It does not take into account any investor's or potential investor's particular investment objectives, strategies, tax status, risk appetite or investment horizon. If you require investment advice you should consult your tax and financial or other professional advisor. All information is from SSGA unless otherwise noted and has been obtained from sources believed to be reliable, but its accuracy is not guaranteed. There is no representation or warranty as to the current accuracy, reliability or completeness of, nor liability for, decisions based on such information and it should not be relied on as such. Diversification does not ensure a profit or guarantee against loss. This communication is directed at professional clients (this includes eligible counterparties as defined by the (Appropriate EU Regulator) who are deemed both knowledgeable and experienced in matters relating to investments. The products and services to which this communication relates are only available to such persons and persons of any other description (including retail clients) should not rely on this communication. **The information contained in this communication is not a research recommendation or 'investment research' and is classified as a 'Marketing Communication' in accordance with the Markets in Financial Instruments Directive (2014/65/EU). This means that this marketing communication (a) has not been prepared in accordance with legal requirements designed to promote the independence of investment research (b) is not subject to any prohibition on dealing ahead of the dissemination of investment research.**

The whole or any part of this work may not be reproduced, copied or transmitted or any of its contents disclosed to third parties without SSGA's express written consent.

The trademarks and service marks referenced herein are the property of their respective owners. Third party data providers make no warranties or representations of any kind relating to the accuracy, completeness or timeliness of the data and have no liability for damages of any kind relating to the use of such data.

FTSE®, "FT-SE®" and "Footsie®" are trademarks jointly owned by the London Stock Exchange Plc and The Financial Times Limited and are used by FTSE International Limited ("FTSE") under licence. "All-World", "All-Share" and "All-Small" and "FTSE4Good" are trademarks of FTSE. The FTSE indices are calculated by FTSE. FTSE does not sponsor, endorse or promote this product and is not in any way connected to it and does not accept any liability. All intellectual property rights in the index values and constituent list vests in FTSE. SSGA has obtained full licence from FTSE to use such intellectual property rights in the creation of this product.

The Sustainability information presented below intend to provide transparency to investors around sustainability characteristics of the fund. Presenting this information should not be construed as a representation of the fund's current or future investment objective, nor should it be viewed as an indicator of the fund manager's current or future investment decision-making.

For information regarding the fund's SFDR category, investors are encouraged to review the fund's [prospectus/KIID].

Note with respect to Article 6 funds: the fund does not seek to follow a sustainable investing or impact strategy and any information presented above with respect to the fund's sustainability characteristics are presented for informational purposes only.

Investors should not evaluate an investment in the fund based solely on the information above, rather investors should consider other factors, including the fund's overall investment objective and risk profile. Investors are encouraged to review the fund's [<https://www.ssga.com/fund-finder?tab=documents>] for more information regarding the fund.

The third-party information above has been obtained from sources believed to be reliable as of the date indicated, but its accuracy is not guaranteed. SSGA is not liable for investment decisions based on this information and it should not be relied on as such. There is no representation or warranty as to the current accuracy, reliability or completeness of this information.

Climate Metrics

Climate Metrics	Fund
Carbon Intensity (Direct + Indirect)	215.87
Weighted Average Carbon Intensity (Direct + Indirect)	140.97
Total Reserves Carbon Emissions	124.36
Scope 1 + 2 Carbon Emissions	6106388.55
TCFD Total Carbon Emissions**	26,792.66*
TCFD Carbon Footprint	46.40
TCFD Carbon Intensity	120.41
TCFD Weighted Average Carbon Intensity (WACI)	101.16
Brown Revenue %	4.52
Green Revenue %	3.24

See "Glossary" for detailed calculation notes such as missing data treatment, data lag and exclusions. Source: State Street Global Advisors, S&P Trucost, FactSet, Task Force on Climate-related Financial Disclosures (TCFD). The results are estimates based on assumptions and analysis made by State Street Global Advisors. They are not intended to represent actual results of any offering. Actual results may differ. * The TCFD Total Carbon Emission metric allocates emissions to investors based on an equity ownership approach. In the case of commingled funds, the results represent the environmental responsibility of the entire fund's assets under management. For individual unitholder's responsibility, an apportioned responsibility can be calculated based on the individual holding percentage. ** The metric is not used to compare portfolios and benchmarks because the data is not normalised.

Stewardship Profile

As of 30 Jun 2024

Stewardship Profile

Q1 2024

Number of Meetings Voted	367
Number of Countries	23
Management Proposals	4,242
Votes "For"	89.25%
Votes "Against"	10.75%
Shareholder Proposals	94
With Management	86.17%
Against Management	13.83%

Figures are based on State Street Global Advisors' general approach to voting at the companies held by the Fund at quarter end. This information is not a substitute for a proxy voting report, which can be requested through your relationship manager. State Street Global Advisors' (SSGA) asset stewardship program is aimed at engaging with our fund companies on issues that impact long-term value creation across environmental, social and governance (ESG) considerations. In the recent past, SSGA has issued extensive guidance on key governance matters such as effective, independent board leadership. SSGA's current focus is on helping boards think about the possible impacts of environmental and social issues and incorporating a sustainability lens into boards' oversight of long-term strategy as a sound business practice.

Gender Diversity

Women on Board	Number of Securities
0	170
1	309
2	308
3	432
4	389
5	224
6	126
7	49
8	17
9	5
10	3
10+	0
Not Available	6
Total	2,038

Source: Factset/SSGA as of 31 May 2024

Green Revenue %: Percentage of revenues from green or low-carbon technology products/business, as classified by FTSE LCE system

Brown Revenue (%): Percentage of revenues from "brown" sectors, extractive sectors as classified by S&P Trucost

TCFD Weighted Average Carbon Intensity - Portfolio's exposure to carbon-intensive companies, expressed in tonnes CO₂e / \$M revenue. Scope 1 and Scope 2 GHG emissions are allocated based on portfolio weights (the current value of the investment relative to the current portfolio value).

TCFD Total Carbon Emissions - The absolute greenhouse gas emissions associated with a portfolio, expressed in tonnes CO₂e. Scope 1 and Scope 2 GHG emissions are allocated to investors based on an equity ownership approach.

TCFD Carbon Footprint - Total carbon emissions for a portfolio normalized by the market value of the portfolio, expressed in tonnes CO₂e / \$M invested. Scope 1 and Scope 2 GHG emissions are allocated to investors based on an equity ownership approach.

TCFD Carbon Intensity - Volume of carbon emissions per million dollars of revenue (carbon efficiency of a portfolio), expressed in tonnes CO₂e / \$M revenue. Scope 1 and Scope 2 GHG emissions are allocated to investors based on an equity ownership approach.

Gender Diversity

We are currently using FactSet's own "People" dataset to disclose the number of women on the board, for each company in the Fund's portfolio.

Data and metrics have been sourced as follows from the following contributors as of the date of this report, and are subject to their disclosures below. All other data has been sourced by SSGA.

Trucost Sections Carbon Intensity (Direct+Indirect), Weighted Average Carbon Intensity (Direct+Indirect), Total Carbon Emissions, Carbon Footprint. Trucost® is a registered trademark of S&P Trucost Limited ("Trucost") and is used under license. The ESG Report is/are not in any way sponsored, endorsed, sold or promoted by Trucost or its affiliates (together the "Licensor Parties") and none of the Licensor Parties make any claim, prediction, warranty or representation whatsoever, expressly or impliedly, either as to (i) the results to be obtained from the use of Trucost data with the report, or (ii) the suitability of the Trucost data for the purpose to which it is being put in connection with the report. None of the Licensor Parties provide any financial or investment advice or recommendation in relation to the report. None of the Licensor Parties shall be liable (whether in negligence or otherwise) to any person for any error in the Trucost data or under any obligation to advise any person of any error therein.

FactSet Sections: Gender Diversity

This publication may contain FactSet proprietary information ("FactSet Information") that may not be reproduced, used, disseminated, modified nor published in any manner without the express prior written consent of FactSet. The FactSet Information is provided "as is" and all representations and warranties whether oral or written, express or implied (by common law, statute or otherwise), are hereby excluded and disclaimed, to the fullest extent permitted by law. In particular, with regard to the FactSet Information, FactSet disclaims any implied warranties of merchantability and fitness for a particular purpose and makes no warranty of accuracy, completeness, timeliness, functionality, and/or reliability. The FactSet Information does not constitute investment advice and any opinions or assertion contained in any publication containing the FactSet Information (and/or the FactSet Information itself) does not represent the opinions or beliefs of FactSet, its affiliated and/or related entities, and/or any of their respective employees. FactSet is not liable for any damages arising from the use, in any manner, of this publication or FactSet Information which may be contained herein.