

Fund Objective

The Sub-Fund aims to track the MSCI Japan Climate Change Index, or its recognised replacement or equivalent (the "Index").

Investment Strategy

The Sub-Fund primarily invests at all times in a sample of equities constituting the Index together with such other securities as MPF shall deem it necessary to capture the performance of the Index. Stock index futures can be used for efficient portfolio management.

Benchmark

MSCI JAPAN CLIMATE CHANGE INDEX

Structure

Limited Company

Domicile

United Kingdom

Fund Facts

NAV	10.36 GBP as of 30 September 2024
Currency	GBP
Net Assets (millions)	1,635.93 GBP as of 30 September 2024
Inception Date	07 February 2024
Investment Style	Index
Zone	Japan
Settlement	Redemption Settlement Cycle, DD+2; Subscription Settlement Cycle, DD+2
Notification Deadline	DD-1 10:00am London time
Valuation	Daily market close
Minimum Initial Investment	GBP .00
Minimum Subsequent Investment	GBP .00
Management Fees	Charged outside fund, direct to client
Embedded Costs	N/A
Spreads	
Subscription	N/A
Redemption	N/A

Performance of the fund is not shown as the inception date of the fund is less than 12 months.

Investing involves risk including the risk of loss of capital.**Fund Characteristics**

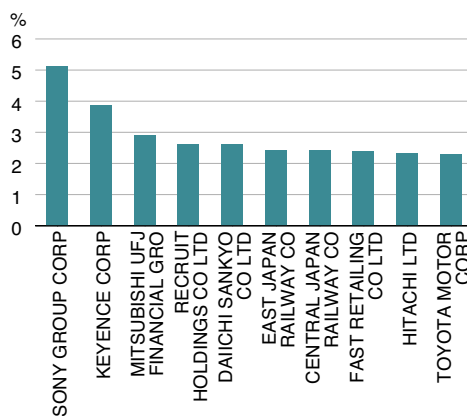
	Fund	Benchmark
Weighted Av. Market Cap (m)	£33,914	£34,026
Av. Price/Book	1.64	1.65
Price/Earnings (Forward 1yr)	16.98	17.01
Weighted Harmonic Av. Price/Cash flow	10.00	10.02
Dividend Yield (%)	1.94	1.93
Number of Holdings	191	191

Ratios

	3 Years
Standard Deviation (%)	-
Tracking Error (%)	-
Beta	-

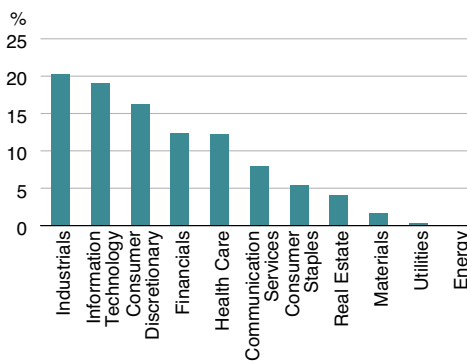
Top 10 Holdings

	Weight (%)
SONY GROUP CORP	5.14
KEYENCE CORP	3.86
MITSUBISHI UFJ FINANCIAL GRO	2.90
RECRUIT HOLDINGS CO LTD	2.63
DAIICHI SANKYO CO LTD	2.62
EAST JAPAN RAILWAY CO	2.43
CENTRAL JAPAN RAILWAY CO	2.41
FAST RETAILING CO LTD	2.39
HITACHI LTD	2.32
TOYOTA MOTOR CORP	2.29



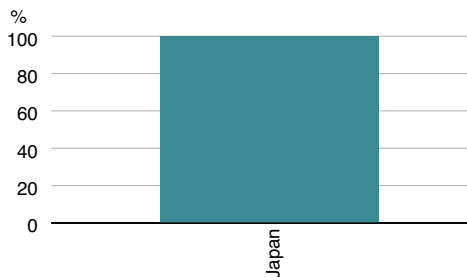
Sector Allocation

	Fund (%)
Industrials	20.31
Information Technology	19.03
Consumer Discretionary	16.31
Financials	12.41
Health Care	12.29
Communication Services	7.98
Consumer Staples	5.47
Real Estate	4.15
Materials	1.63
Utilities	0.37
Energy	0.05
Total	100.00



Country Allocation

	Fund (%)
Japan	100.00
Total	100.00



For More Information

Visit our website at ssga.com or contact your representative State Street Global Advisors' office.

Anna Hayes

Client Relationship Manager
+44 (0) 20 3395 6022

Chris Edwards

Client Relationship Manager
+44 (0) 20 3395 3932

Source: SSGA.

Characteristics, holdings and country allocations shown are as of the date indicated and are subject to change.

Please note that full details of underlying fund holdings can be found on www.ssga.com.

For Professional Clients / Eligible Counterparty Use Only. Not for onward distribution.

Marketing Communication

For investors in the United Kingdom: State Street Global Advisors Limited. Authorised and regulated by the Financial Conduct Authority. Registered in England. Registered No. 2509928. VAT No. 5776591 81. Registered office: 20 Churchill Place, Canary Wharf, London, E14 5HJ. Telephone: 020 3395 6000. Facsimile: 020 3395 6350. Web: www.ssga.com

The information provided does not constitute investment advice as such term is defined under the Markets in Financial Instruments Directive (2014/65/EU) or applicable Swiss regulation and it should not be relied on as such. It should not be considered a solicitation to buy or an offer to sell any investment. It does not take into account any investor's or potential investor's particular investment objectives, strategies, tax status, risk appetite or investment horizon. If you require investment advice you should consult your tax and financial or other professional advisor.

This communication is directed at professional clients (this includes eligible counterparties as defined by the appropriate EU regulator) who are deemed both knowledgeable and experienced in matters relating to investments. The products and services to which this communication relates are only available to such persons and persons of any other description (including retail clients) should not rely on this communication.

The information contained in this communication is not a research recommendation or 'investment research' and is classified as a 'Marketing Communication' in accordance with the applicable regional regulation. This means that this marketing communication (a) has not been prepared in accordance with legal requirements designed to promote the independence of investment research (b) is not subject to any prohibition on dealing ahead of the dissemination of investment research.

Managed Pension Funds Limited ("MPF") is a pooled investment vehicle enabling pension scheme investors to invest in one or more sub-funds of MPF. MPF is an insurance undertaking and investors in MPF receive a unit-linked policy, which is a type of insurance policy, and are allocated units in the relevant Sub-Fund(s) in which they invest. MPF has appointed State Street Global Advisors Limited ("SSGAL") to act as investment manager to MPF. SSGAL may delegate provision of investment management services to its affiliated entities. MPF is authorized by the Prudential Regulation Authority (PRA) and regulated by the Financial Conduct Authority and the PRA.

MPF is available to pension schemes registered with HM Revenue and Customs for the purposes of Part 4 of the Finance Act 2004. MPF is also available to certain insurance companies that wish to reinsure liabilities that the insurers have arising under unit linked life policies issued by the insurers to underlying pension scheme investors. Before investing you should consult with your tax or financial advisor to ensure you qualify to invest in MPF. Scheme members should consult with their employers or scheme trustees. Please note that neither SSGAL or MPF offer actuarial services and any investment service undertaken by those firms with an objective of matching projected pension fund liabilities does not include, or take responsibility for, the calculation of projected liabilities.

Illustrations exclude the impact of fees, and actual investment returns may differ from projected cashflows, these projected cashflows are not projections of any future benefit payable under a specific policy.

Please refer to the MPF Key Features Document and Policy Document for full details about the Fund, including fees and risks. Please refer to the "General Risks Applicable to All Sub-Funds" and to the relevant "Sub-Fund Specific Risk Factors" sections of the "Key Features of Managed Pension Funds Limited" document, which is available at: <https://www.ssga.com/publications/firm/Key-Features-of-Managed-Pension-Funds-Limited.pdf>

TER Max represents the fund's aggregate operating and management fees excluding transaction costs. Transaction costs are billed separately to the fund.

The trademarks and service marks referenced herein are the property of their respective owners. Third party data providers make no warranties or representations of any kind relating to the accuracy, completeness or timeliness of the data and have no liability for damages of any kind relating to the use of such data.

The returns on a portfolio of securities which exclude companies that do not meet the portfolio's specified Sustainable Investment criteria may trail the returns on a portfolio of securities which include such companies. A portfolio's Sustainable Investment criteria may result in the portfolio investing in industry sectors or securities which underperform the market as a whole.

The whole or any part of this work may not be reproduced, copied or transmitted or any of its contents disclosed to third parties without SSGA's express written consent.

Glossary:

Price/Earnings Ratio FY1

The average of the price of each underlying security divided by the mean EPS estimate of the security for the next unreported fiscal year, as of the report date.

Average Price/Book

The average of the price of each underlying security divided by the Book value per share of the security, as of the report date.

Index Dividend Yield

The average of the Annual dividends per share (DPS) of each underlying security in the index as of the report date divided by the price of the security as of the report date.

TER

Total Expense Ratio is a fee charged to the fund, as a percentage of the Net Asset Value, to cover costs associated with operation and management of the portfolio of assets.